



EUROPA 2025

europa



Pictured with Optional Extended Front Cap with Cab-Over Bunk



FORESTRIVERINC.COM



The Europa 34SS's clean, contemporary styling features modern Driftwood II cabinetry with Milano décor and is equipped with all the comforts, including a large 15 cu. ft. 12V refrigerator, a solid surface kitchen countertop, a comfortable trifold sleeper sofa (optional power theater seats shown) and a roomy dream dinette.



34SS Shown with Optional Blackout Package

STANDARD FEATURES & OPTION

CHASSIS

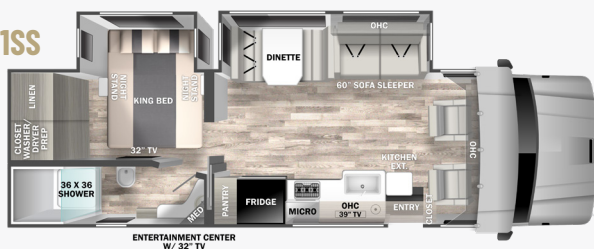
- Freightliner® M2 106B Plus Chassis (33,000-lbs. GVWR / 46,000-lbs. GCWR)
- Cummins® B 6.7L Turbo Diesel Engine (360hp / 800 lb.-ft. of Torque)
- Allison® 3200 TRV Six-Speed Automatic Transmission
- 100-Gallon Fuel Capacity
- (Twin 50-Gallon Aluminum Fuel Tanks)
- 6-Gallon Diesel Exhaust Fluid Tank
- Trailer Hitch (12,000 Tow lbs. / 1,200 Tongue lbs.) with 7-Way Round Tow Connection
- Brake Controller
- Cummins® V6 Exhaust Brake System
- Airliner® 21,000-lb. Rear Suspension
- Manual Air Suspension Dump Valve Switch on the Dash
- 160-Amp Alternator
- Quick Disconnect Fitting with Tire Inflation Kit
- Air Brakes with 4-Wheel ABS
- SACHS® Front Shock Absorbers
- Equiflo™ Inboard Fuel System (Dual Supply - Dual Return)
- Fuel Filter / Water Separator with Primer Pump
- Engine Block Heater
- Steel-Reinforced, Aluminum Cab
- Chrome Grille and Air Intake Grille
- Alcoa® Aluminum Wheels (Set of Four)
- Front and Rear Tires: 275/80R22.5 (14 Ply Radials)
- Single Front Wheels and Dual Rear Wheels (22.5" x 8.25")
- Valve Extensions
- Tire Pressure Monitoring System with Metal Valve Extensions
- 5.56 Rear Axle Ratio
- Daytime Running Lights
- LED Headlights
- Tinted Door Glass and Wing Windows

- Chassis Battery Shut Off Switch in Cab
- Leatherette Driver and Passenger Air Ride Seats with Air Lumbar Controls
- Quad-View Camera System (Right Side, Left Side, Hitch, and Rear Horizon Views)
- Kenwood® 10" Touch Screen Dash Infotainment System with AM/FM, Bluetooth®, Sirius/XM® (Tuner and Antenna), Apple® CarPlay® / Android® Auto™ Functionality, and Garmin® RV Navigation
- Air Horn
- 12V Accessory Ports
- One Valve Parking Brake System with Warning Indicator
- Engine After-Treatment Device, Automatic Over-the-Road Regeneration, and Dash-Mounted Regeneration Switch
- Momentary Battery Booster Switch for Connecting Chassis and House Batteries
- Marker Lights with Separate Interrupter Switch
- Low Air Pressure Light and Buzzer
- Cruise Control
- Adjustable Steering Column
- Hydrographic Woodgrain Cab Accents
- 18" Leather-Wrapped Steering Wheel
- Power and Heated Exterior Mirrors
- Power Windows and Locks
- 3-Point Seat Belts
- Dual Reading Lights
- Two (2) Cup Holders in Dash

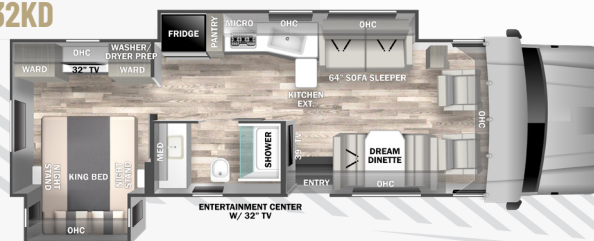
CONSTRUCTION

- 2" Aluminum-Framed, Laminated Sidewalls with High-Density Block Foam Insulation
- Composite Exterior Fiberglass (No Exterior Wood)
- Aluminum-Framed Floor
- Aluminum-Framed Roof Trusses

31SS




32KD



34SS



OPTIONS



DUAL POWER THEATER SEATS
IPO Sofa Sleeper (31SS, 32KD)



15 CU. FT. FRIDGE
(Standard on 34SS)



THREE-SEAT POWER THEATER SEATS
IPO Sofa Sleeper (34SS)

| Dimensions | 31SS | 32KD | 34SS |
|---|------------------|------------------|------------------|
| GVWR | 33,000 lbs. | 33,000 lbs. | 33,000 lbs. |
| GCWR | 46,000 lbs. | 46,000 lbs. | 46,000 lbs. |
| GAWR - Front | 12,000 lbs. | 12,000 lbs. | 12,000 lbs. |
| GAWR - Rear | 21,000 lbs. | 21,000 lbs. | 21,000 lbs. |
| UVW* | 20,281 lbs. | 20,281 lbs. | 24,456 |
| Overall Length | 33' 5" | 33' 10" | 36' 8" |
| Exterior Width | 101" | 101" | 101" |
| Wheelbase | 245" | 245" | 268" |
| Overall Exterior Height (w/15,000 BTU Roof A/C) | 12' 9" | 12' 9" | 12' 9" |
| Interior Height | 84" | 84" | 84" |
| Fuel Capacity | 100 Gal. | 100 Gal. | 100 Gal. |
| Water Capacities (Gal.) | | | |
| Fresh/Gray/Black | 94/52/52 | 98/52/52 | 94/52/52 |
| LPG Capacity (WC) | 20.3 Gal./86 lb. | 20.3 Gal./86 lb. | 20.3 Gal./86 lb. |
| Awning Length | 16' | 16' | 16' |

- Crowned, One-Piece Fiberglass Roof
- Foil-Lined Ductwork Throughout
- Fiberglass Rear Cap and Front Wing Panels
- Automatic, 4-Point Hydraulic Leveling Jacks
- Dual-Pane, Dark-Tinted, Frameless Windows
- Seamless Rotocast Storage Compartments with LED Lighting
- Side-Hinged, Locking Aluminum Exterior Storage Doors with Paddle Latches

EXTERIOR

- Custom Full Body Paint Package
- Premium Cut and Buffed Paint Finish
- Front-End Diamond Shield® Paint Protection
- Armless Patio Awning with LED Lighting and Motion-Activated Retraction
- Slideout Toppers
- LED Patio Light
- Power Entry Steps with Upgraded SeaDek® Step Treads
- Entry Door with Rotary Latch; Dark-Tinted, Frameless Window; and Integrated Shade
- Keyless Entry Touch Pad at Entry Door
- Lighted Acrylic Entry Grab Handle
- Exterior Wall-Mounted Entertainment Center with 32" LED Smart TV and Sound Bar
- Front and Rear LED Clearance and Marker Lighting
- Rear Docking Lights
- Black Steel Cab Step Treads
- Rear "DYNAMAX" Rock Guard

INTERIOR

- Front Cab-Over Bunk Area with Mattress (50" x 79") and Privacy Curtain
- Premium Vinyl Flooring Throughout
- Deluxe Carpet with Pad in Living Slide Room (34SS)
- Soft-Touch Padded Vinyl Ceiling
- Entry with Non-Skid Rubber Steps
- LED Recessed Ceiling Lights
- Sprung, Residential Style Dinette Seats with Lift Up Storage
- Tri-Fold Sofa
- Coordinating Window Treatments
- Day/Night Roller Shades
- Hardwood Shaker-Style Cabinetry
- Full Extension, Soft-Closing Drawer Guides (where applicable)
- Hidden Hinges
- 39" Smart LED TV (Living Area)
- Sound Bar
- Thermal, Reflective Front Privacy Shades
- USB Charging Ports

KITCHEN

- 16 cu. ft. Residential Refrigerator with Ice Maker (31SS & 32KD)
- 12V 15 cu. ft. 3-Door Compressor-Driven Refrigerator (34SS Only)
- Sealed Gas Range with Glass Cover

- Convection Microwave Oven
- Solid Surface Countertops with LED Edge Lighting and Backsplash
- Stainless Steel Sink with Solid Surface Covers
- Residential Black Spring Gooseneck Faucet
- Pantry
- Overhead Cabinet Accent Lighting
- Under-Cabinet Lighting
- MaxxAir® Power Vent with Built-In Rain Cover

BEDROOM

- King Bed (71" x 75") with Gel-Infused Memory Foam Mattress
- Designer Bedding Package
- 32" LED Smart TV
- Cedar-Lined Wardrobe
- LED Reading Lights
- USB Charging Ports

BATHROOM

- Acrylic Shower Surround
- Shower Skylight
- Glass Shower Door
- Oxygenics Body Spa® RV Shower Head
- Top-Mount Sink with Residential Faucet
- Porcelain Foot-Flush Toilet (31SS)
- Porcelain Electronic-Flush Macerator Toilet (32KD & 34SS)
- MaxxAir® Power Vent with Built-In Rain Cover

UTILITIES

- Dual 12V 8D AGM Deep-Cycle, Maintenance-Free Batteries
- Multiplex® Wiring with Touch Screen Command Center, Switch Panels, and Bluetooth® Smart Phone App Control
- Battery Disconnect
- Solar Panel - Single 200 Watt with 30 Amp Controller
- 50-Amp Service with Power Cord Reel
- 3,000W Hybrid Pure Sine Wave Inverter/Charger (3,500 Peak Watts)
- 8kW Onan® Diesel Generator with Auto Transfer Switch (Mounted on Isolator Pads)
- Automatic Generator Start
- Dual Ducted, Low-Profile 15,000-BTU Air Conditioners with Heat Pumps
- 40,000-BTU LP Furnace with Electronic Ignition
- Combo Washer/Dryer Prep (31SS & 32KD)
- Stackable Washer/Dryer Prep (34SS Only)
- 60,000-BTU Truma® AquaGo Comfort Plus™ On-Demand Water Heater (LP)
- 20.3-Gallon LP Tank (WC)
- LP Quick Connect
- Water Filtration System
- Exterior Shower in Service Bay
- Exterior GFCI Receptacle
- 4X4 HDMI Matrix
- Cable TV/Satellite Hookup in Service Bay
- Thetford® Sani-Con Turbo Macerator System

- Black Tank Flush
- SureLevel® Tank Level Monitoring System
- Furnace-Heated Utility Compartment
- Enclosed and Furnace-Heated Holding Tanks
- Upgraded 12V On-Demand Water Pump (4 gallons per minute)
- Carbon-Monoxide, LP, and Smoke Detectors
- Fire Extinguisher
- KING® Jack™ Directional OTA HDTV Antenna (starting at EUC006808)
- KING® DISH Tailgater® Pro Premium HD Satellite with DISH Network Receiver (starting at EUC006808)

OPTIONS

- Aerodynamic Fiberglass Front Cap with Cab-Over Cabinets
- Extended Fiberglass Front Cap with Cab-Over Bunk Mattress and Privacy Curtain
- Black Out Package (Cab Entry Steps, Side Mirrors, Rock Guard, Wheels, Headlight Bezels, Exterior Grab Handle Trim, Custom Grille and Vent)
- 12V 15 cu. ft. 3-Door Compressor-Driven Refrigerator in Place of Standard Refrigerator and Side Pantry (31SS & 32KD)
- Dual, Power Reclining Theater Seats in Place of Sofa (31SS & 32KD)
- Three-Seat, Power Reclining Theater Seats in Place of Dinette (34SS - Only Outer Seats are Powered) (+40 lbs.)
- Xplorer Package - includes Insulated Cab Curtain; Two Lithium House Batteries (540aH Total); 1,000W Solar Package; & Insulated Utility Bay with Secondary Tank Heater and Temperature Sensor

AVAILABLE OPTION

Aerodynamic Front Cap with Cab-Over Cabinets



FULL BODY PAINT PACKAGES

With Front-End Diamond Shield, shown with optional cab-over bed



Admiral Blue



Khaki



Merlot



Quicksilver



Stone Ridge

The Optional, All-Season Xplorer Package

Tested and developed for over a decade in the Canadian Rockies



Shown with Xplorer Package Full Body Paint available in "Light" (Left) or "Dark" (Above).

- **Dual Lithium Batteries** – 600 AH with built-in heaters to maximize off-grid efficiency
- **Enhanced Solar Power** – 1000 Watts with MPPT controllers for up to a 30% better charging rate
- **Dual-Pane Windows** – reduce condensation to help maintain interior temperature
- **Furnace-Heated Utility Bays with Thermal-Foil Insulation** – enhance heat retention.
- **Secondary 12V Tank Heater in Utility Bay** – thermostatically-controlled; provides auxiliary/back-up heat
- **Temperature Sensor in Utility Bay** – displays on interior multiplex panel
- **Enhanced Insulation in Walls, Floor, and Roof** – more easily maintains optimal interior temperature
- **Insulated Cab Curtain** – closes off the cab area in colder climates to minimize heat loss



DIFFERENT BY DESIGN

2745 Northland Dr. • Elkhart IN 46514

574-262-3474 • www.dynamaxcorp.com

GVWR (Gross Vehicle Weight Rating) – is the maximum permissible weight of the unit when fully loaded. It includes all weights, inclusive of all fluids, occupants, cargo, optional equipment and accessories. For safety and product performance do NOT exceed the GVWR.

GCWR (Gross Combined Weight Rating) – is the maximum permissible loaded weight of your motor home and any towed trailer or towed vehicle. Actual GCWR of this vehicle may be limited by the sum of the GVWR and the installed hitch receiver maximum capacity rating; see hitch rating label for detail.

GAWR (Gross Axle Weight Rating) – is the maximum permissible weight, including cargo, fluids, optional equipment and accessories that can be safely supported by each axle.

UVW (Unloaded Vehicle Weight)* – is the typical weight of the unit as manufactured at the factory. It includes all weight at the unit's axle(s), including full fuel, all fluids and LP Gas. The UVW does not include cargo, fresh potable water, additional optional equipment or dealer installed accessories.

*Estimated Average based on standard build optional equipment.

CCC (Cargo Carrying Capacity)** – is the amount of weight available for fresh potable water, cargo, passengers, additional optional equipment and accessories. CCC is equal to GVWR minus UVW. Available CCC should accommodate fresh potable water (8.3 lbs per gallon). Before filling the fresh water tank, empty the black and gray tanks to provide for more cargo capacity.

**Estimated average based on standard build optional equipment.

Each Forest River RV is weighed at the manufacturing facility prior to shipping. A label identifying the unloaded vehicle weight of the actual unit and the cargo carrying capacity is applied to every Forest River RV prior to leaving our facilities. The load capacity of your unit is designated by weight, not by volume, so you cannot necessarily use all available space when loading your unit.

Actual towing capacity is dependent upon your particular loading and towing circumstances, which includes the GVWR, GAWR and GCWR as well as adequate trailer brakes. Please refer to the Operator's Manual of your vehicle for further towing information.

All information contained in this brochure is believed to be accurate at the time of publication. However, during the model year, it may be necessary to make revisions and Forest River, Inc., reserves the right to make all such changes without notice, including prices, colors, materials, equipment and specifications as well as the addition of new models and the discontinuance of models shown in this brochure. Therefore, please consult with your Forest River dealer and confirm the existence of any materials, design or specifications that are material to your purchase decision.

©2025 Dynamax, a Division of Forest River, Inc., a Berkshire Hathaway company. All Rights Reserved. 02/25

DÉCOR SELECTIONS

DESERT

Main

Valance with Accent

MILANO

Main

Valance with Accent

CRESCENT (Dealer Stock Only)

Main

Valance with Accent



DRIFTWOOD II

Kitchen
Countertop

Drawers



MINDFUL GRAY

Kitchen
Countertop

Drawers



GRAY MIST
(Dealer Stock Only)

Kitchen
Countertop

Drawers



Find us on
Facebook

FREE MEMBERSHIP
to Forest River Owners' Group

www.forestriverfrog.com



Dynamax Owner

"Digital Kit" App

Now you can have your Owner's Manual with you wherever you are. Download our FREE App from the App Store or Google Play and you'll have the information right at your fingertips.



Paint Video

<https://www.youtube.com/watch?v=sLgLoR26jfs>

Factory Video Tour

<https://www.youtube.com/watch?v=q5c643PD7SE>



Learn More:

Scan this barcode using a QR reader on your smart phone to learn more about Forest River.

FOREST RIVER
A Berkshire Hathaway Company

Your Authorized Europa Dealer